

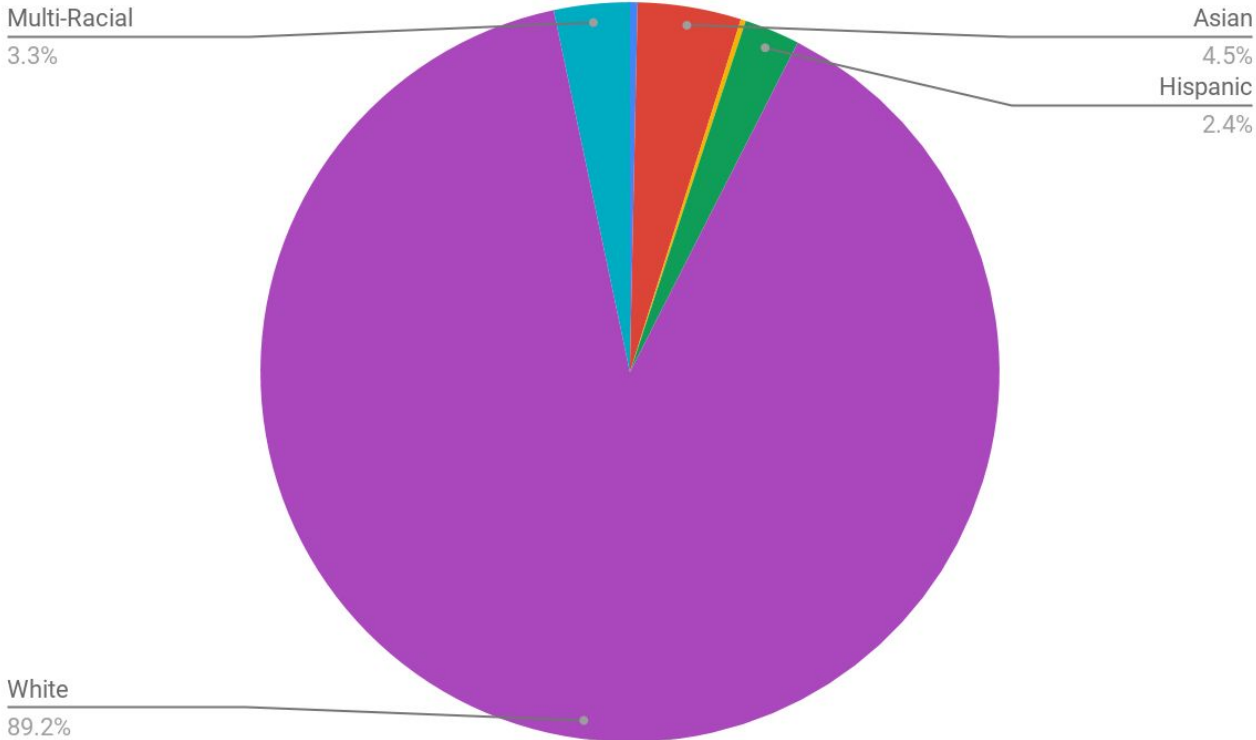
Distance Learning Survey Results

Spring 2020

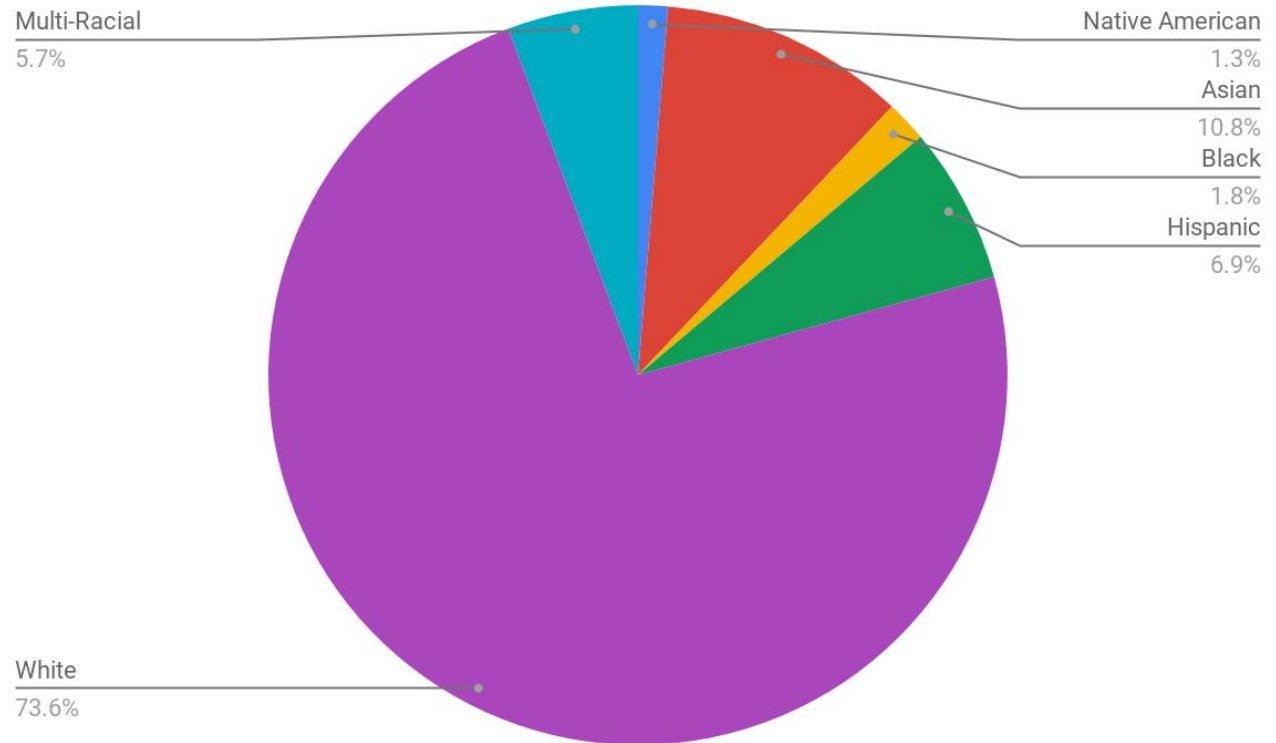


1009 Parent Surveys Completed
and
761 Student Surveys Completed

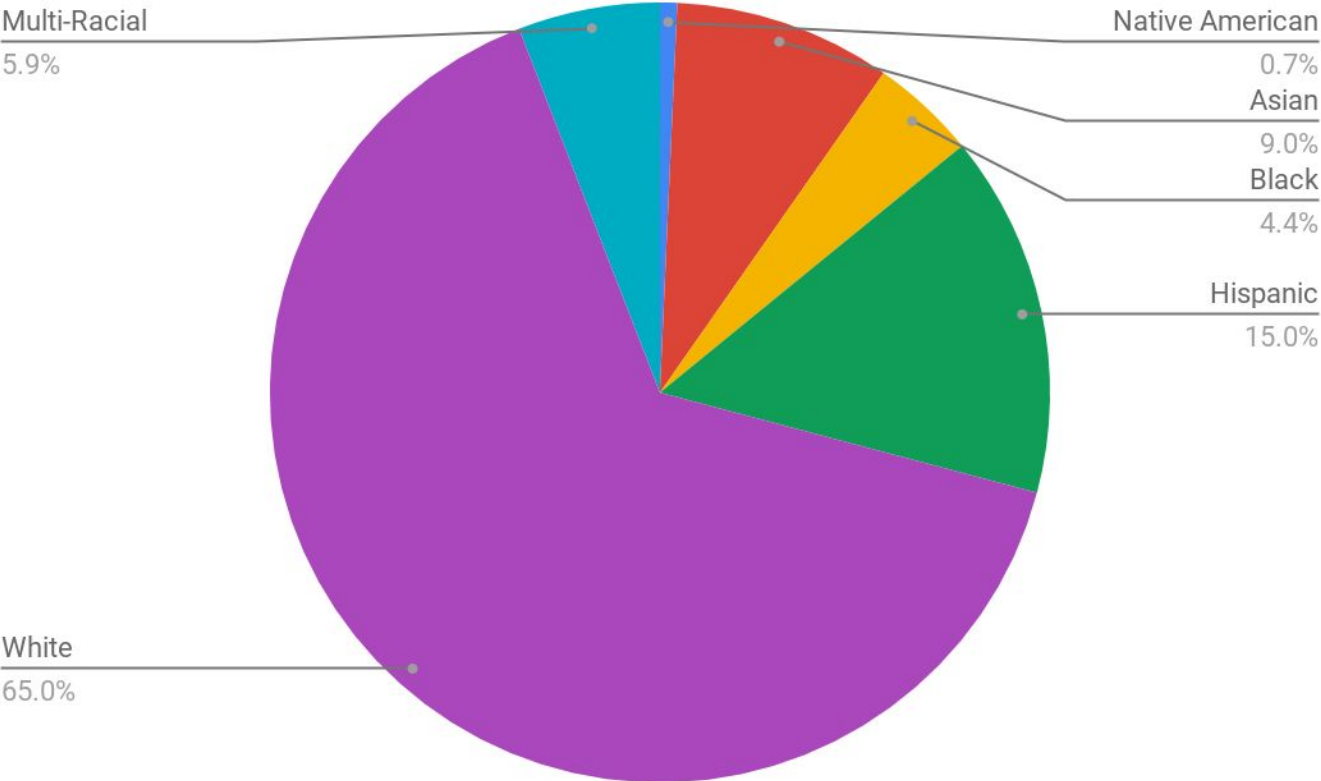
Parent Respondents



Student Respondents



MPSD 2019-2020 Demographics



Parent Perspective

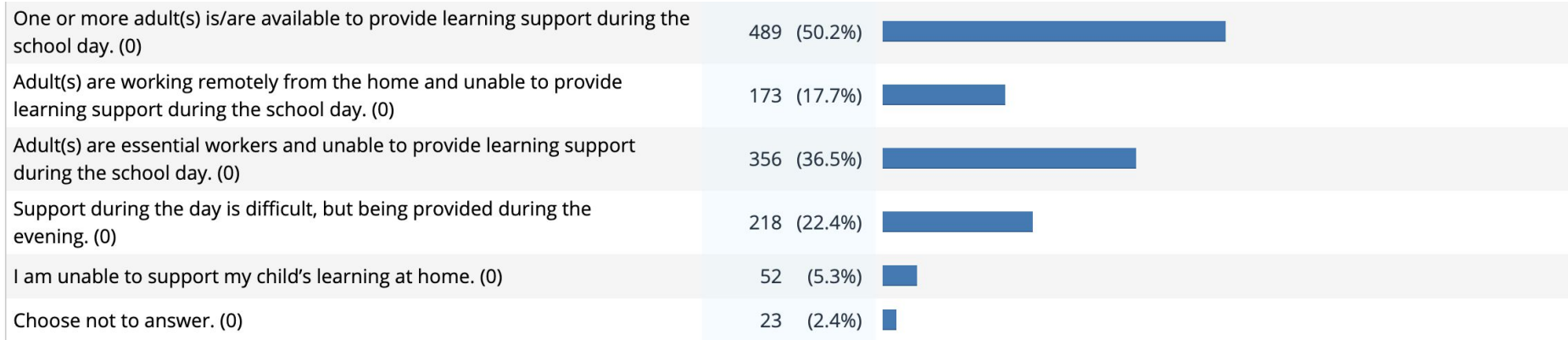
Overall, how have you been dealing with distance learning?



Navigating the Change to Distance Learning

Maintaining healthy work-school-life balance	65%
Managing stress	68.2%
Confident in supporting child's learning at home	52.9%

Which best describes your family?



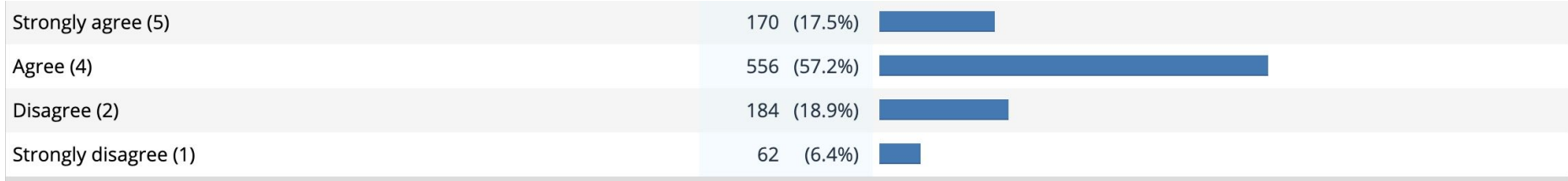
Technology Access

Reliable access to internet/wifi	96.3%
Using Chromebook	87.9%
Utilizing district-owned device	48.1%

Digital Literacy

Very Confident/Confident in using Technology to Support Learning at Home	71%
Very Confident/Confident in using Virtual Meeting/Class Sites to Support Learning at Home	66%

Overall, the school has been able to support my child(ren)'s needs during distance learning



Category	Percentage Highly Satisfied/Satisfied
Amount of Work Provided	66.3%
Level of Academic Rigor	59.5%
Amount of Interaction with Teacher	61.9%
Amount of Interaction with Class	40.8%
Availability of One-on-One Support	66.8%
Availability of Class Materials	69.3%
Availability of Additional Resources	64.1%
Feedback on Assignments	57.3%
Feedback on Assessments	53.6%

Communication

The district's procedures surrounding distance learning were clearly communicated.	79.2%
If I have a question regarding distance learning, I know who to contact.	77%
District staff respond to my questions/concerns in a timely fashion.	85.5%

Student Perspective

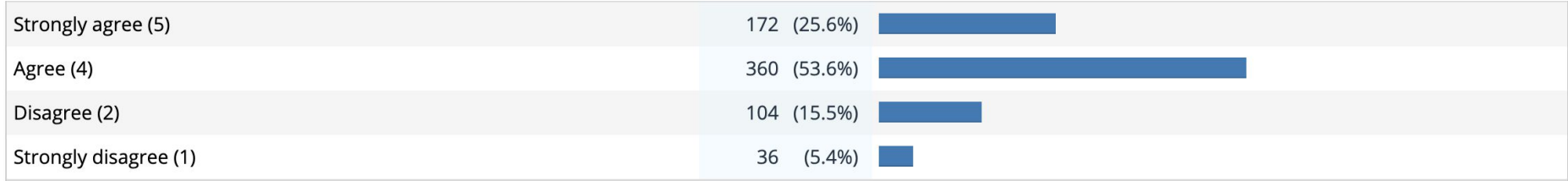
Overall, how have you been dealing with distance learning?



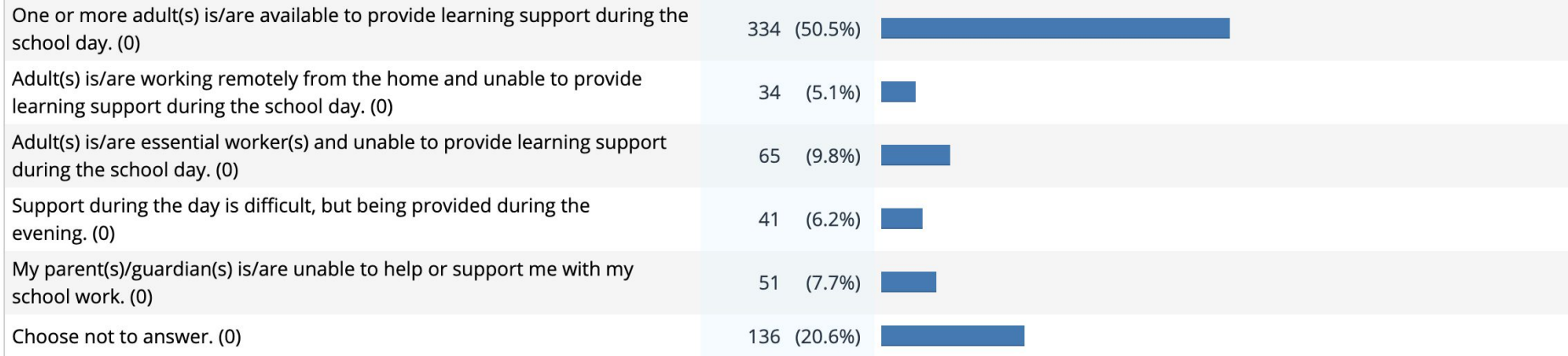
Navigating the Change to Distance Learning

Maintaining healthy work-school-life balance	69.8%
Managing stress	59.6%

Overall, I feel supported by my school during distance learning



When I need help during distance learning . . .



Technology Access

Reliable access to internet/wifi	95.2%
Using Chromebook	88.5%
Utilizing district-owned device	49.3%

Digital Literacy

Very Confident/Confident in using Technology for Learning at Home	79.4%
Very Confident/Confident in using Virtual Meeting/Class Sites for Learning at Home	64.5%
Feel Supported by School in using Technology	89.9%

Category	Percentage Highly Satisfied/Satisfied
Amount of Work Provided	66.3%
Level of Academic Rigor	71.2%
Amount of Interaction with Teacher	69.3%
Amount of Interaction with Class	46.4%
Availability of One-on-One Support	76.5%
Availability of Class Materials	73.8%
Availability of Additional Resources	76.4%
Feedback on Assignments	76.1%
Feedback on Assessments	74.6%

Communication

My school's procedures surrounding distance learning were clearly communicated.	81.3%
If I have a question regarding distance learning, I know who to contact.	84.6%
District staff respond to my questions/concerns in a timely fashion.	83.3%